

April 19th, 2018



From the desks of Mrs. Shober & Mrs. Kries

- Dates to remember:

- April:**

- 20th- 2nd Grade Empty Bowls Event

- 25th- 2nd Grade Trip

- Baier, DeLorenzo, Eelman/Mariani

- 26th- Single Session

- Take your Child to Work Day

- 27th- Career Day






2nd Grade News From Mrs. Buffa's Class

It's been a busy time in second grade. We've all moved back into our classrooms and wish to thank all of the teachers and parents who helped. We also celebrated Read Across America Week. This year's theme was Reading Takes You Places. We researched and got to "visit" Japan, Ghana, Colombia, France, India, Antarctica, Australia, and Italy. We pledged to read more and we ended the week riding the Reading Train!

Second graders also got to experience a wonderful stage production of Charlotte's Web at the Patriot's Theater in Trenton. Everyone had a wonderful time seeing the classic story brought to life.



Mrs. Kaminsky's Class



We have been working on phonics skills that include short vowels, digraphs (a combination of two letters representing one sound), blends (two or more consonants that are blended together, but each sound may be heard in the blend), and glued sounds (the letters carry their own sounds but are difficult to separate - hence they're stuck together). A main focus has been to implement the sound-tapping method to segment sounds to better isolate phonemes (sounds) within words. Each "tap" represents one sound. Using this multi-sensory method has really helped us decode words for reading and writing.



Kindergarten Loves Reading!



Mrs. Apsley and Mrs. Buffa's classes gathered together for Read Across America week. Kindergarten practiced using all of our Super Reading Powers and practiced a book to read to our Second Grade Buddy. We worked on our Pointer Power, Sight Word Power, Picture Power and Sound Power. We used all our Super Powers and Partner Power to help with any tricky words. Once we finished reading our story, our Second Grade friend then had time to read to us too! We loved our Buddy Reading time!! Thank you to Mrs. Boyle for coordinating our Read Across America week and to Mrs. Buffa and her class for coming to Kindergarten to read!

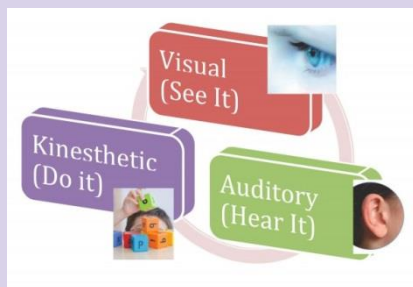


Do you know what multisensory reading instruction is?

Multisensory reading instruction is one important aspect of instruction for a student who struggles with decoding and encoding words. Instruction is explicit, direct, cumulative, intensive, and focused on the structure of language. Students are taught the structure of written language, including the sounds (phonemes), meaning units (morphemes such as prefixes, suffixes, and roots) and common spelling rules. Multisensory learning involves the use of visual, auditory, and kinesthetic-tactile pathways simultaneously to enhance memory and learning of written language. Links are consistently made between the visual (*language we see*), auditory (*language we hear*), and kinesthetic-tactile (*language symbols we feel*) pathways in learning to read and spell.

Tell me and I'll forget. Show me, and I may not remember. Involve me, and I'll understand.

Author unknown



Amy Garner

MS. BELLAFIORE'S PRESCHOOL/PREK



Our class has been super busy throughout the school year with our new “Tools of the Mind” curriculum! This curriculum focuses heavily on learning through thematic units, as well as building self regulation. Our new theme for this month of March is “Pet/Vet!” Our class is so excited to become expert nurses and veterinarians this month!

Some ways we will be building our math concepts this unit will be through measuring animals, counting dog treats, identifying numbers for appointment times. We will also be building our literacy skills by writing our name on the vet sign in sheet, matching letters to pet animals names, creating signs for the animal shelter, and of course writing our daily messages and pictures through play planning!



News from Mr. Boehm



THE WHITON ART ROOM



**DID YOU KNOW THAT MARCH WAS
YOUTH ART MONTH?**

In celebration of Youth Art Month, the Branchburg School District Art teachers selected student work to be on display at the Branchburg Municipal building for the 2018 Youth Art Month exhibit.

WHAT ELSE CAN YOU DO TO CELEBRATE THE ARTS?

1. Visit an art museum. 2. Draw, color, paint, or sketch. 3. Make computer art on a website such as [Pixlr](#), [PicassoHead](#), or [Scribbler](#). 4. Weave, sew, embroider, knit, or crochet. 5. Walking art. Let kids choose an outfit that emulates their favorite painting. Think soft pastels to celebrate Monet's *Water Lily Pond* or a leotard and tights for Degas' *The Star*. 6. Create a collage using this week's junk mail. 7. Make a [scare owl](#). It's hard to believe but spring really is on the way. Get ready for gardening season with this cool nature craft. 8. Make your own art supplies. This site has recipes for everything from homemade paint to DIY glue. 9. [Reuse paper towel tubes](#) to make seed starters, napkin rings, or a puppet. 10. Hit the library to find a book on your favorite artist. 11. Try one of these [wild winter art projects](#). 12. Chalk it up. If you can get to your sidewalk or driveway, use chalk to recreate your favorite painting -- or whip up a brand new masterpiece. 13. Take an art tour of the world - check out art and artists from other countries with a virtual tour around the web. 14. Create edible art and turn lunch into a feast for the eyes and taste buds. 15. Take a walk and try your hand at one of these nifty [nature crafts](#). 16. [Make this polar bear out of shaving cream](#). 17. Make your own coloring book to exchange with friends. 18. Sculpt, carve, or mold. 19. Get a head start on Easter with one of these [eggcellent crafts](#). 20. [Paint with a compass](#). 21. Make one of these [yucky crafts](#). 22. Take a photo. Create a collage, or use your favorite app to filter, crop, and edit. 23. Make '[cave paintings](#)' using homemade mud paint. 24. Create these [raisin box maracas](#). 25. Try your hand at expressionism by drawing a portrait of someone in your life who inspires a mood or feeling. 26. Research and act out a scene from your favorite painting. 27. Bead, brocade, or bedazzle. 28. Make [ice sculptures in the snow](#). 29. Create flowers out of [empty toilet paper tubes](#). 30. Enjoy the art of everyday. The melting icicle, the spiral of your apple peel, or the smile on your child's face.

What have we learned in kindergarten Art this year?

K

color mixing tints and shades still life collages
paper sculptures wire sculptures mixed media collages

Up next..... watercolor paintings & working with clay

1st

What have we learned in first grade Art this year?

texture collages lines printmaking

Up next..... cityscapes, clay & charcoal transferring

2nd

What have we learned in second grade Art this year?

aboriginal dot paintings

charcoal rubbings

artist's styles and techniques

ceramics and glazing

Up next.....

landscape collages & weavings

3rd

What have we learned in third grade Art this year?

value study

japanese bamboo painting

charcoal and silhouettes

torn watercolor collages

Up next.....

clay bowls & oil pastel animals

Compliment Circle

sets the tone to end the week in Mrs. Janiec's class

- Compliment Circle is one component of a Responsive Classroom. Students think it is fun, but it is so much more. We practice social skills, public speaking and creating community. Closing Circle puts respect and kindness into actions. In addition, students practice writing skills, recalling character traits and using evidence to prove the character trait. Everyone participates regardless of academic ability. On Fridays, everyone leaves the classroom with a compliment written by a fellow classmate who 'spied' on them all day.
- Compliment Circle is one way to build a positive school attitude. Receiving a compliment from a peer about what one did well is a sure way to bring a smile. No rewards are needed, no bribes for good behavior choices, a simple sentence or two about one thing your peer noticed that you did a good job with on that day.
- I am glad you are in my class because...begins the compliment and a lifetime of better behavior choices.



We will see you
next time!

